



**Northamptonshire Police, Fire and Crime Commissioner
Public Consultation
November 2021**

Background & Methodology	3
Executive Summary	4
Survey Sample – Demographic Breakdown	5
Survey Findings	6
Should the priorities outlined below go into the Police, Fire and Crime Plan?	7
Taking each priority, please rate how important each one is for you?	8
Are there any other priorities not listed and described within the Police, Fire and Crime Plan that should be included?	9
Appendix	10
Open text responses – demographics	11
Are there any other priorities not listed and described within the Police, Fire and Crime Plan that should be included? – other, less frequently identified themes	12
Additional feedback provided on the Plan – separate to the survey	13

Background & Methodology

It is the responsibility of the Police, Fire and Crime Commissioner (PFCC) to set out his priorities for keeping our communities safe in the years ahead.

PFCC Stephen Mold carried out a consultation on the Plan that will deliver his vision of 'Working with communities to make Northamptonshire safer'.

The proposed Police, Fire and Crime Plan for 2021-2026 sets out Stephen's priorities for creating a safer county and how Northamptonshire Fire and Rescue Service will work – together and with partners – to achieve this.

There are five priorities set within the plan:

- Prevention that keeps the county safe
- Effective and efficient response
- Protect and support those who are vulnerable
- Modern services that are fit for the future
- Effective justice

The public were invited to tell us what they think about the plan and if this will deliver what is important to them and their communities by completing a short survey - responses will be taken into consideration by the PFCC in deciding the priorities to be included in the plan.

Executive Summary

Executive Summary

The public are largely supportive of all of the proposed priorities - all priorities saw agreement that they should be included in the Police, Fire and Crime Plan above 90%. Effective and efficient response saw the highest agreement at 98.7%, followed by prevention that keeps the county safe at 97.9%.

The majority of the public reported that all of the proposed priorities are important - over 95% of participants stated they are either very important, important, fairly important, or slightly important for all of the priorities. The public said that effective and efficient response was most important (98.8%), followed by prevention that keeps the county safe (98.5%).

Consistency is seen across the level of agreement towards the priorities being included within the plan and how important the public think they are:

	% of those who said "yes" – the priority should be included in the Plan	% of those who said the priority is very important/important/fairly important/slightly important
Effective and efficient response	98.7%	98.8%
Prevention that keeps the county safe	97.9%	98.5%
Protect and support those who are vulnerable	94.1%	98.0%
Effective justice	92.9%	97.0%
Modern services that are fit for the future	92.1%	96.4%

Survey Sample- Demographic Breakdown

1,103 people participated in Police, Fire and Crime Plan consultation.

A demographic breakdown of the people who participated in the survey is provided on this page.

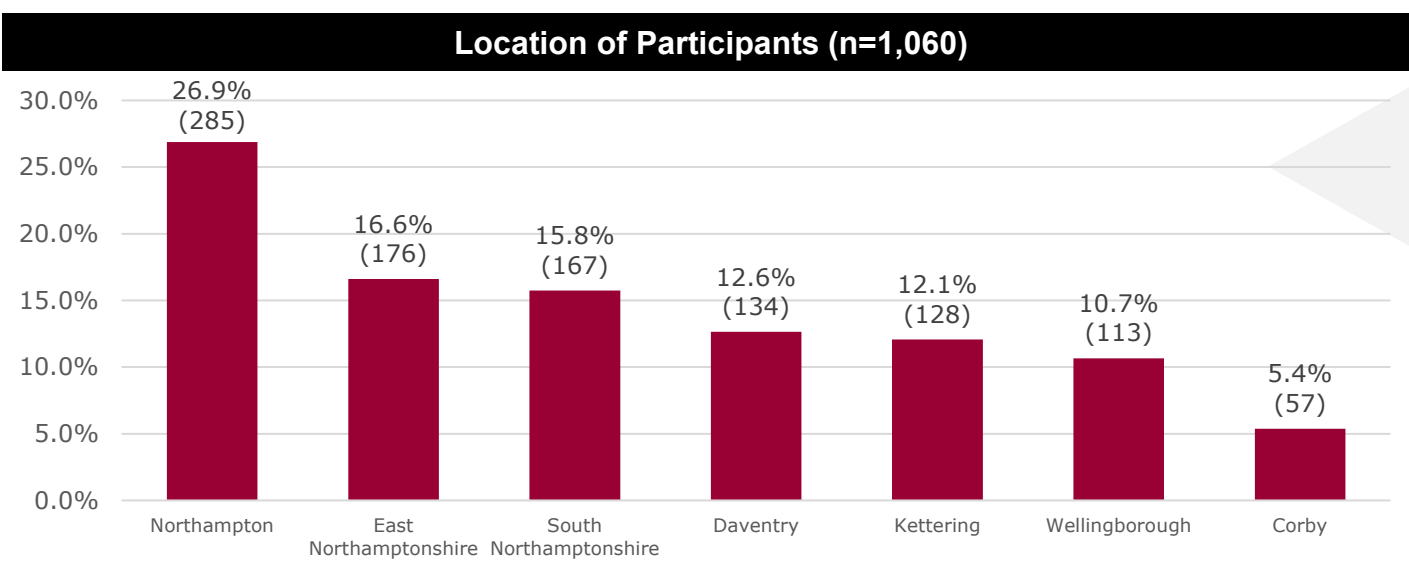
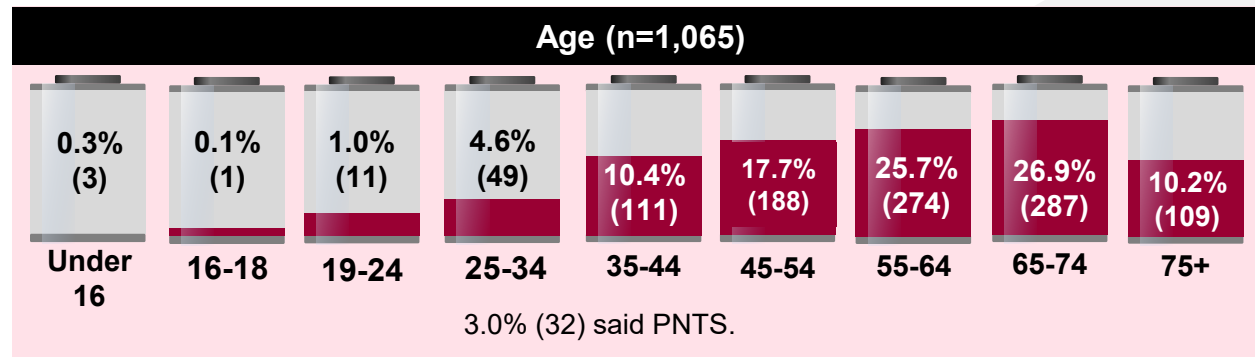

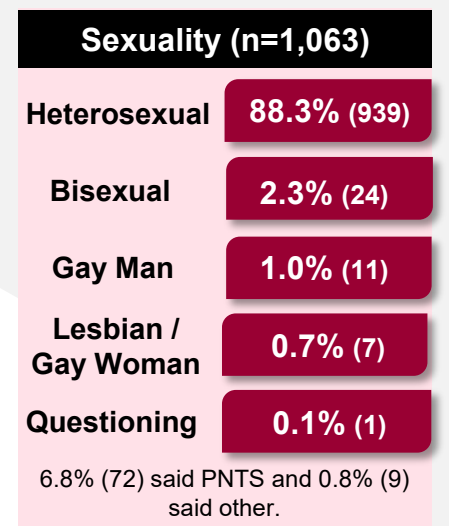
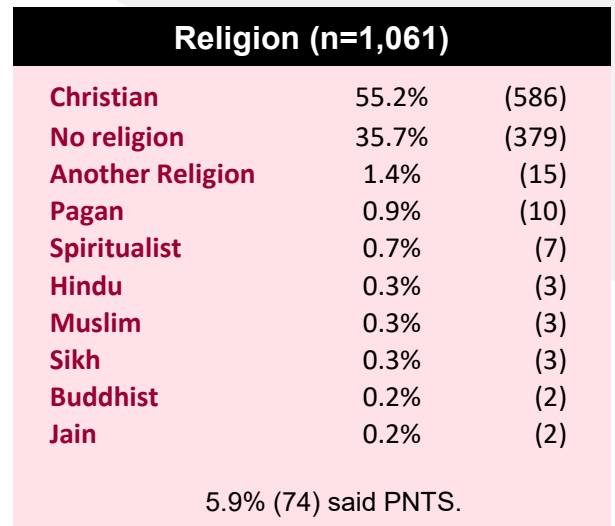
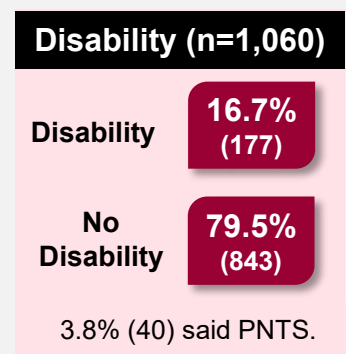
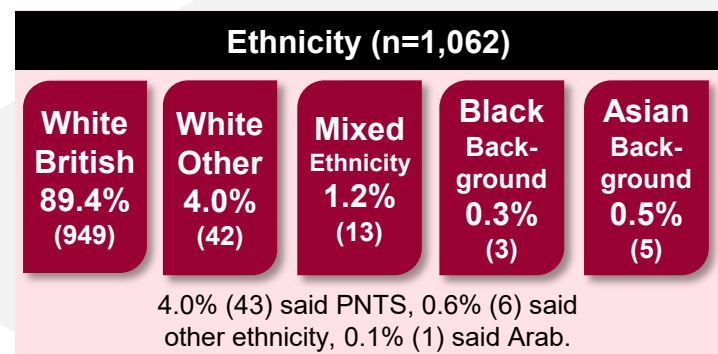


TABLE 1	Sample	Population 2019
Northampton	26.9%	29.8%
South Northants	15.8%	12.5%
Kettering	12.1%	13.5%
East Northants	16.6%	12.5%
Daventry	12.6%	11.4%
Corby	5.4%	9.6%
Wellingborough	10.7%	10.6%

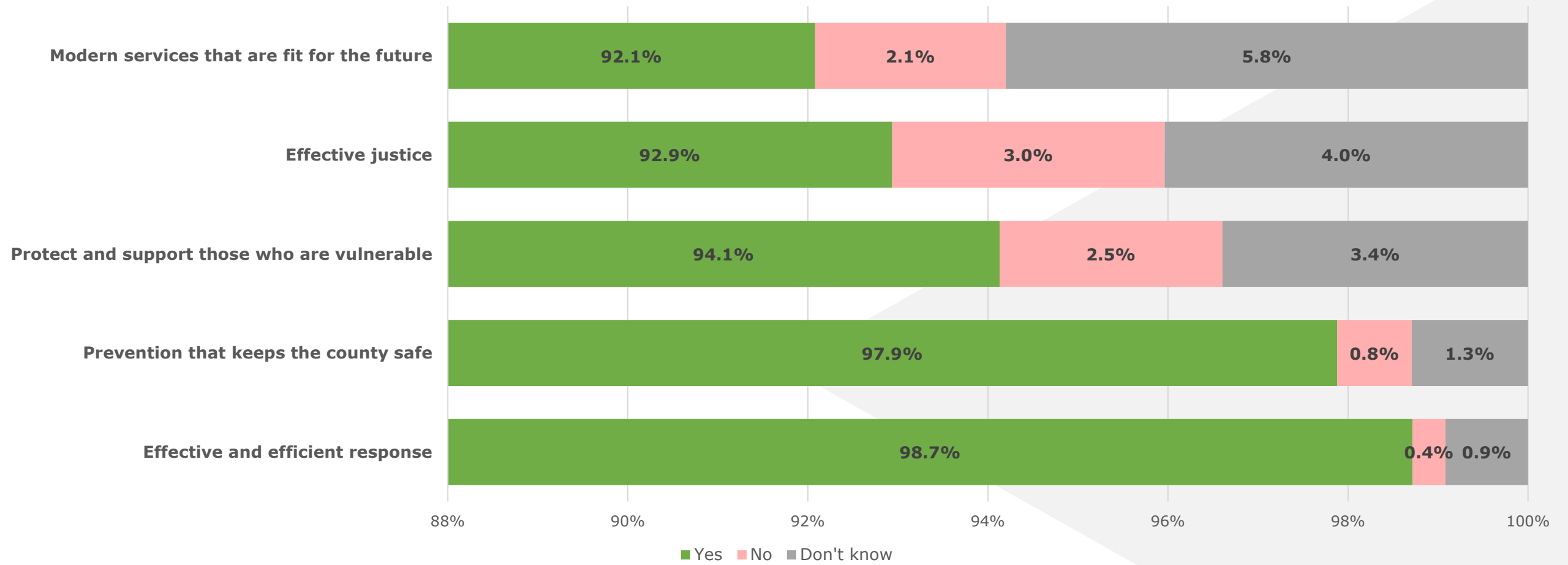
Table 1 shows the breakdown of responses across the county in comparison to the split of the population across the county.

*See appendix for open text responses



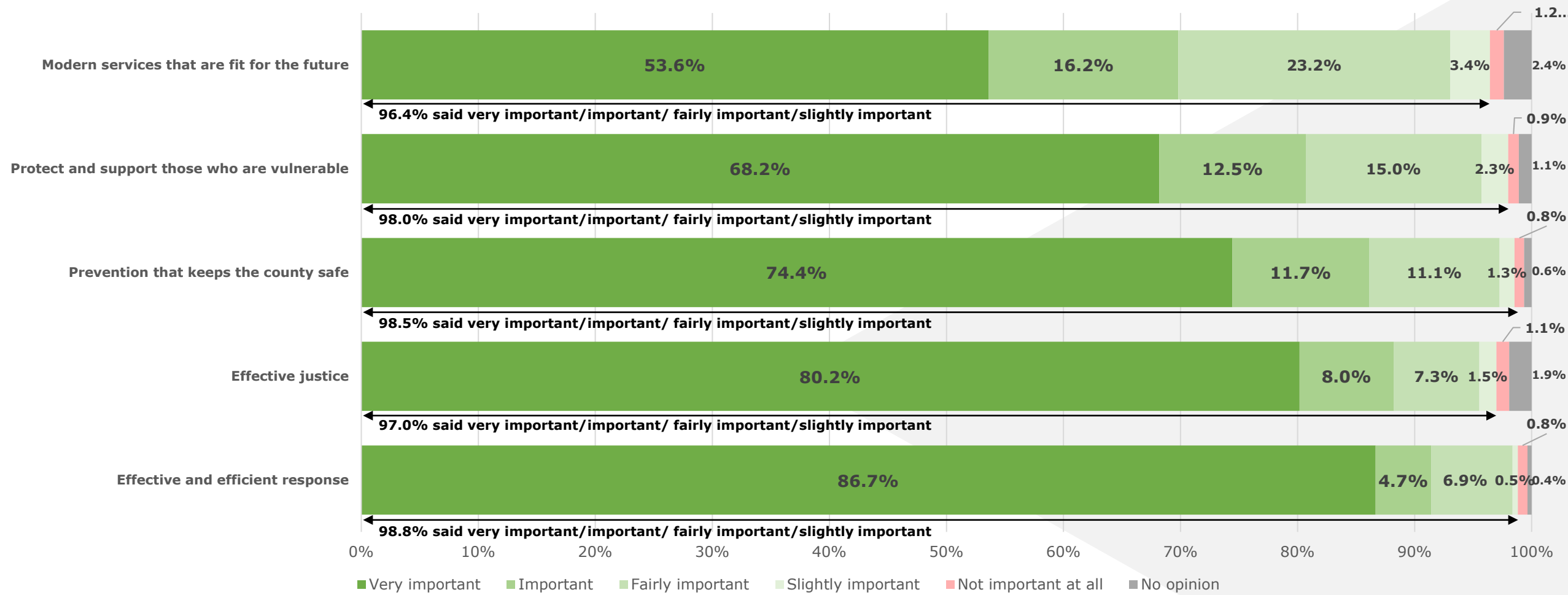
Survey Findings

Should the priorities outlined below go into the Police, Fire and Crime Plan?



- Most agreement was seen for effective and efficient response going into the Police, Fire and Crime Plan (98.7%), followed by prevention that keeps the county safe (97.9%), protect and support those who are vulnerable (94.1%), effective justice (92.9%), and then modern services that are fit for the future (92.1%). Overall, the public are largely supportive of all of the proposed priorities.
- Least agreement was seen for effective justice going into the Police, Fire and Crime Plan (3%), followed by protect and support those who are vulnerable (2.5%), modern services that are fit for the future (2.1%), prevention that keeps the county safe (0.8%), and then effective and efficient response (0.4%). However, disagreement was low for all of the priorities.

Taking each priority, please rate how important each one is for you?



- The public stated that effective and efficient response was the most important priority - 98.8% of participants stated this was either very important, important, fairly important, or slightly important. This was followed by prevention that keeps the county safe (98.5%), protect and support those who are vulnerable (98.0%), effective justice (97.0%), and then modern services that are fit for the future (96.4%).
- For all of the priorities, very few people stated that they were not important at all.

Are there any other priorities not listed and described within the Police, Fire and Crime Plan that should be included?

No other priorities identified that should be included (101 people, 9.2%)

"No"
"n/a"
"No cant think of anything"
"That's probably enough, else focus is lost"
"None"
"No, really happy with the ones listed."
"No. Frankly, I'm sure the police have a much better idea of what is needed than I do. I'm always impressed by my contacts with local police in general and when attending local incidents."

Visibility/community engagement (88 people, 8.0%)

"Community policing that is visible to everyone"
"Visible police presence"
"Can I just say that connection with the community and community policing are vitally important going forward. Rebuilding the confidence of the public - and that includes the priorities around response, modern services and effective justice - is paramount"
"Effective community engagement"
"Consult with the public"
"Be visible in the community and engage with all sections of the community, in particularly children and young people, and present policing in a positive way."
"We need more officers generally but certainly on the beat on streets to gain information from the public, Police officers cannot be told helpful information whilst in cars passing by."
"Working with communities to achieve these goals is imperative"
"More visible police on foot in neighbourhoods not in police stations/cars"
"Build positive relationships and confidence with communities in our county"
"People of colour, people who are LGBT, people from some faiths e.g. Muslims and women- all may face discrimination, they are not intrinsically vulnerable but the Police should be working with representatives of these groups to understand how widespread, prevalent the harassment is and how communities and law enforcement agencies can work together to protect"

Road safety/parking/electric scooters (35 people, 3.2%)

"Roads policing and Safer Roads should be focused on, we lose too many people on our roads each year and the force should never have removed it as a matter of priority"
"pavement parking, obstructing cycle lanes and dropped kerbs, need to be more robustly policed."
"Safer roads and speeding motorists."
"Clamp down on cycling and E-scooters on footpaths"
"Traffic offences "
"we are plagued with vehicle problems (speeding in rural communities, HGVs flouting 7.5t limits)"
"Road traffic and parking offences"
"Bad/illegal parking"
"Tackle speeding, more patrols away from the town centre to combat to tackle noise pollution coming from cars and motorcycles and riding illegal bikes on the roads."
"Control of Blue Badge abuse"
"Road safety, speeding and antisocial driving enforcement."
"speeding motor bikes and cars"

Accessibility of police when needed (32 people, 2.9%)

"Accessibility of police and community support officers when they are needed"
"Make 101 and on-line reporting an effective and efficient response"
"Local presence with local fast response and follow up to incidents."
"Just answer the 999 calls to crimes being committed immediately"
"Attend crimes like mugging, burglary, robbery, assault, and not just issue crime number."
"Accessibility to our services. With the current system, contacting a police officer is nigh on impossible. A drop in or email/messaging clinic would give some comfort to those situations of feeling vulnerable and knowing support is accessible if needed. Not everyone feels comfortable calling 999 for a concern."
"Accessibility to our services. With the current system, contacting a police officer is nigh on impossible. A drop in or email/messaging clinic would give some comfort to those situations of feeling vulnerable and knowing support is accessible if needed. Not everyone feels comfortable calling 999 for a concern."
"Providing inclusive services across the county whether you live in urban, suburban or rural areas"
"Protect and support ALL, including the vulnerable"
"Visible and Accessible Policing in Communities, not just drive-by patrolling"
"More visible Police presence. Speedier response times."
"Effective deployment of resources"
"Police respond to all calls not just cherry pick"

*See appendix for all identified themes.

Appendix

Open text responses – demographics

GENDER

I self-identify as (please specify)	Number of people who contributed to the theme
Prefer to respond with sex	5
Non-specific/binary	2

ETHNICITY

Other (please specify)	Number of people who contributed to the theme
White english	2
Other	2
Not relevant	1
Sikh	1

RELIGION

Another Religion (please specify)	Number of people who contributed to the theme
Other	5
Catholic/Roman Catholic	3
Humanist	2
Not relevant	2
None	1
Church of Scotland	1
Pagan	1

SEXUALITY

Other (please specify)	Number of people who contributed to the theme
Not relevant	5
Other	3
Don't know	1

Are there any other priorities not listed and described within the Police, Fire and Crime Plan that should be included? – other, less frequently identified themes

Theme	Number of people who contributed to the theme	Total n	%
Drugs	20	1103	1.8%
Better justice processes/outcomes	18	1103	1.6%
Joint working – police, fire and other agencies	17	1103	1.5%
Public confidence in police/police officer conduct.	16	1103	1.5%
ASB	16	1103	1.5%
Increase establishment	16	1103	1.5%
Safety/protection of women	14	1103	1.3%
Education/work with schools/better youth engagement	14	1103	1.3%
Rural policing /visibility	14	1103	1.3%
Value staff/improving health & wellbeing	13	1103	1.2%
Criticism of survey or plan	13	1103	1.2%
Support vulnerable/elderly/mental health	13	1103	1.2%
Inclusive organisations and communities/equality	11	1103	1.0%
Law enforcement/better use of powers	10	1103	0.9%
Other	10	1103	0.9%
Value for money/better use of resources	10	1103	0.9%
Effective recruitment/training	9	1103	0.8%
Knife crime	7	1103	0.6%
Comments on PCC role	7	1103	0.6%
Online offences	6	1103	0.5%

Investment in service/equipment/vehicles	6	1103	0.5%
Support victims	6	1103	0.5%
Gangs	4	1103	0.4%
Fly-tipping	4	1103	0.4%
Fire and police should be separate	4	1103	0.4%
Comms	4	1103	0.4%
Hate crime	3	1103	0.3%
Vehicle crime	3	1103	0.3%
Environmental agenda	3	1103	0.3%
Use of technology	3	1103	0.3%
Homelessness	3	1103	0.3%
More crimes being investigated/effective investigation	3	1103	0.3%
Night-time economy	2	1103	0.2%
HMOs	2	1103	0.2%
Organised crime	1	1103	0.1%
Amalgamation of police forces	1	1103	0.1%
Review of RDS systems for Fire	1	1103	0.1%
Review parish funded PCSOs	1	1103	0.1%
Violence	1	1103	0.1%
Burglary	1	1103	0.1%

Additional feedback provided on the Plan – separate to the survey

“Most of my questions relate to the analysis leading to the chosen thematics for the plan, how they’re prioritised, why those levels of investment and how you’re confident that those investments will have the real-world impact and deliver the outcomes you’re seeking. For example, how do the capabilities you’re planning on investing in face-off against various classes of crime and counter different types of criminal tradecraft. What changes are you anticipating in types of crime, driven by for example a general economic downturn due to COVID, Brexit etc and how will you need to pivot? Do the capabilities you’re planning to invest in have the dexterity to be repurposed to different missions / purposes? Why is there no mention of investment in demonstrable legislative compliance, when you’re planning on increasing ANPR, CCTV and more targeted / intrusive techniques needed to counter cyber crimes? Given the most recent incidents with Wayne Couzens and a number of people pretending to be police officers, it may be worth also including an investment in how the public can verify that police officers are real and lawfully carrying out their duties.”

“I do note that Mental health is mentioned once under the vulnerabilities section. I guess there are two points to this for me. The suggestion that those with mental health issues are vulnerable may not be well received Also the document makes no reference to what the support and management of mental health issues may look like or what the commitment from the PFCC is??”

“couple of pointers re MH. Of note there seemed to be little on the plan other than a fleeting reference in the vulnerability section? Of note 47% of detainees that come into custody self-identify as having MH concerns so we are having regular contact with those living with MH. (that’s around 450 people a month). Of that figure over half are repeat detainees.
<https://northants.intranet.police.uk/departments/corporateservices/performance/Safeguarding%20Adults/Mental%20Health%20Framework.pdf>
The link will give you a feel for police contact with the MH community. My personal view is there should be more reference to MH in the document as it’s a massive area of concern for policing.”

